





Year 1 Homework Grid

Don't forget to stick your work into your homework books. Bring your homework book in every Monday for your teacher to see your work.

This term's topic is: Up the Beanstalk!

<p>Design a giant. Tell us:</p> <ul style="list-style-type: none"> ❖ What do they look like? ❖ What are they like on the inside? ❖ What is their favourite food? 	<p>Retell the story of Jack and the Beanstalk to someone in your family.</p> <p>Can you make simple puppets, using lolly sticks, paper and sellotape to help you retell the story?</p>	<p>Draw a flower from your garden or from a photograph. What shapes can you see?</p> 
<p>Can you go on a nature treasure hunt?</p> <ul style="list-style-type: none"> *Collect conkers, conker shells and leaves from the horse chestnut tree. * Acorns and leaves from the oak tree. * Sycamore seeds and leaves from the sycamore tree 	 <p>Make a model using junk materials (Cereal boxes etc.). This could be Jack from the Beanstalk or the giant or the beanstalk!</p>	<p>Share a book with a member of your family. Can you find other stories with giants in them?</p>  <p>Discuss with your family- what is the same and what is different?</p>
<p><u>Maths</u></p> <p>Spot numbers to 100 in your local environment.</p> <p>Practice counting forwards and backwards.</p>	<p><u>Reading and Phonics</u></p> <p>Practice reading and writing your phonics and 'Tricky words' using the booklet that your teacher has given to you.</p>	<p><u>Handwriting and letter formation</u></p> <p>Complete a sheet from the Pencil control and letter formation booklet your teacher has given you.</p> <p>Practice writing your name.</p>