

Year 1: Up the Beanstalk

Science- Plants

What do we already know?

In Year R, we:

- Explored the natural world around us.
- Looked at plants and spoke about what we could see.
- Drew pictures of plants.

Key Facts

Parts of a plant	Leaves, flowers (blossom), petals, fruit, roots, bulb, seed, stem
Parts of a tree	Trunk, branch, leaves, roots

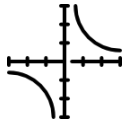
Working Scientifically Skills



Ask simple questions and recognise that they can be answered in different ways.



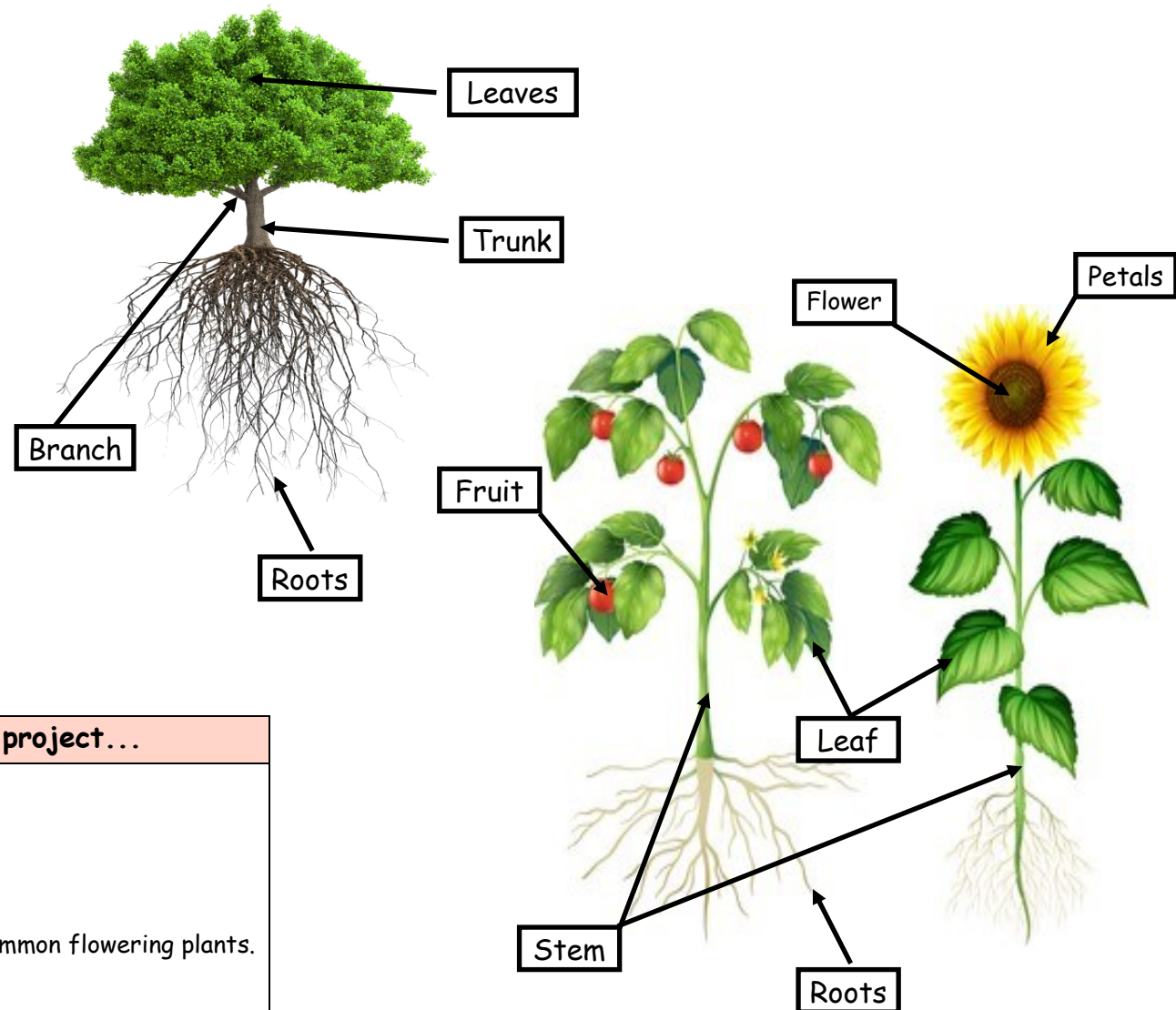
Observe closely, using simple equipment.



Use observations and ideas to suggest answers to questions.







Identify and classify.






















As a Scientist, I will know at the end of the project...

1. I will identify and name a number of common wild plants.
2. I will identify and name a number of common garden plants.
3. I will identify and name a number of common evergreen trees.
4. I will identify and name a number of common deciduous trees.
5. I will identify and describe the basic structure of a variety of common flowering plants.
6. I will identify and describe the basic structure of a tree.

Plants Vocabulary

Key Word	Image	Definition
Garden plant		Plants that a human grows.
Wild plant		Plants that grow on their own and do not need a human to help them grow.
Evergreen tree		Trees that stays green throughout all the seasons.
Deciduous tree		Trees that shed their leaves in the Autumn season.

Evergreen Trees		Deciduous Trees	
Yew		Willow	
Hornbeam		Ash	
Holly		Birch	
Bay		Chestnut	

Garden Plants		Wild Plants	
Rose		Dandelion	
Sunflower		Nettle	
Hydrangea		Moss	
Pansy		Holly	
Lily		Clover	
Carnation		Thistle	