



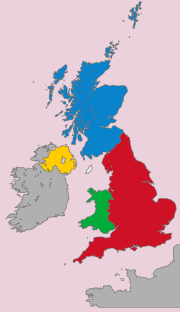




Year 2 Homework Grid

Don't forget to stick your work into your homework books. Bring your homework book in every Monday for your teacher to have a look at your work.

This terms topic is: Enchanted forest

<p>English</p> <p>Create a setting description based on a woodland. What does it look like? What can you hear? What can you smell?</p> 	<p>Maths</p> <p>Play with a partner the doubling and halving game on the back of this sheet. Make sure you show your workings in your homework book.</p>	<p>Reading -Choose an animal that may live in a woodland.</p> <p>Can you create a fact file about this animal including its habitat, diet and appearance.</p> 
<p>English Write a setting description that describes a fantasy land. Remember to include expanded noun phrases and conjunctions</p>  <p>Can you include a picture?</p>	<p>Maths</p> <p>Times Tables Rockstars - each week battles take place or you can battle your friends. England Rocks will take place 14th - 16th November where each class will battle classes across all of England to achieve the best score</p> 	<p>Geography</p> <p>Create a collage that shows all of the things that represent one of the 4 countries in the uk.</p> 
<p>English</p> <p>Create a mythical creature that may live within the enchanted wood. Describe what they are like?</p> 	<p>Maths</p> <p>Continue to learn the time. Create a day's timetable of what you get up to. Ensure to include both the analogue and digital clock.</p>	<p>Art- Create your own insect creature based on Louise Bourgeois art work of Maman.</p> 

Reading books will be changed in your guided reading session, please bring them in along with your reading log. You will earn one house point for every time you read! PE day is Tuesday and Thursday- don't forget your kit!

Double and Half Game

