






Year R Homework Grid

Each week, please complete one of the activities from the grid below. Don't forget to take a photo and upload it to Tapestry to help us celebrate what you are getting up to at home.

Activities you might like to do at home:

 <p>Making Pancakes Talk about the ingredients and share your favourite toppings. Could you count the toppings you add? Don't forget to take photos and add them to Tapestry so we can see!</p>	<p>Signs of Spring hunt! Go on a walk in your local area or to your favourite park - what do you notice? Take the opportunity to discuss the change in seasons and what we might start to see more of in Spring. Our new topic is 'Growing' so this will help at school!</p>	 <p>Toy Cafe / Pancake Shop Can you set the tables, create menus, take orders, wash up, open/closed signs etc. You could even use real pennies to pay for your order (this will really help counting!)</p>
<p>Numbers Write numbers 1-20 (or 10) on leaves with a marker pen. Can you order them? Count out objects matched to the number? Hide a number and ask which is missing. Choose 2 numbers, which is more/less.</p> 	<p>Nature Rubbings Go outside and choose a bumpy surface. Talk about the texture and demonstrate how to do a rubbing of a leaf/bark/stone/wall etc.</p> 	<p>Mark Making On a sunny day, take some paint brushes and water outside in the garden. Encourage name writing. Talk about the shapes of the letters. If it's a particularly warm day (soon hopefully!), talk about what happens to the marks when they begin to dry out.</p> 
<p>Egg Box Bird Feeder Talk about all the birds that like to visit the area near your home. <u>How to make the bird feeder together:</u></p> <ul style="list-style-type: none"> - Tear the lid from the base. - Make holes for the string by pushing a pencil through each corner. - Cut the string to the correct length. - Thread the string through the holes to make a hanging loop. - Decorate the underside of the box with felt pens. - Using a pinching movement, your child can put in bird seed in each section. o Put up your beautiful feeder and wait for the birds to visit. 		<p>Listen to Story One of our stories for this half term is Mr Gumpy's Outing. Listen to it here. What was your favourite part? Were there any parts you didn't like?</p> 