

Year 1 Homework Grid - Great Fire of London

Reading books will be changed every Monday. Please bring them in along with your reading log. Bring your homework book in every Monday for your teacher to have a look at your work. You will earn stickers and house points everytime you bring your homework and reading log in.

History Research Project

Can you make a fact file about The Great Fire of London?
How did it start?
How did it spread?
You could:
*make a poster
*draw a comic strip
* make a book
* paint a picture of the fire
*make a cardboard house from 1666

Writing - Recount


Can you practise writing about a fun day you have had?
Use time connectives: **First, Next, Finally.**
Ideas:
Our trip to Longdown
A trip to the park
A fun day at school

Writing - Diary Entry

Can you write a diary entry from a child in 1666?
Imagine you look outside of your bedroom window and you see the fire!
What would it look like? What would it smell like? How would you feel?
Draw a picture to go with your diary.

Floppy's Phonics Sound Sheets

Review the sounds and letters you have learnt recently in phonics by teaching your family using the sound sheets.
Go throught the phonics folder and revise reading and writing each sound.



Handwriting and Spelling

Practise letter formation of lower case and capital letters using the booklet your teacher has sent home. This is best done little and often.



Reading for Pleasure

Share a story book with a member of your family. Youtube has read-aloud versions. Bugclub is available for all pupils to access at home.

www.activelearnprimary.co.uk




Maths

Practise number formation.
Counting forwards and backwards to 20 starting on different numbers.




Practise addition and subtraction with numbers 0-20.



DT

Draw a picture of a house or building and use materials that we learnt about last term to create a 3D model. E.g. wood, metal, plastic, fabric



Fine Motor Skills

Practise your scissor control (supervised!) by cutting paper and card e.g. cereal boxes into different shapes. Look up craft activities online for ideas of what to make.



Blank area for writing or drawing.