



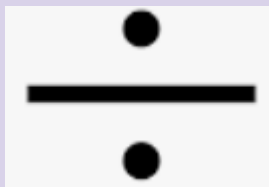



## Year 4 Homework Grid

Each week, please complete one of the activities from the grid below. Don't forget to stick your work into your homework books. Bring your homework book in every Monday for your teacher to have a look at your work.

**This terms topic is: Digestive System**

<p>Practise your times tables and the corresponding division facts (up to 12x12). You could use times tables rockstars, mathsframe tables check, or play some times tables games with someone at home.</p> 	<p>Design and make a 3D model of organs from the human digestive system.</p> 	<p>Learn to tell the time. Use opportunities to tell the time in 12hr and 24hr clock. Look at time tables., analogue and digital</p> 	<p>Read some information texts about the digestive system. Make notes and drawings about what you have found out.</p> 
<p>Design an advertisement for a ceremony that people might celebrate; i.e. A wedding, a birthday and christening, etc.</p>	<p>Write your own adventure story of travelling through the digestive system. Include the dangers for the characters. Remember to use fronted adverbials and expanded noun phrases.</p>	<p>Make a poster about a balanced diet that will keep or bodies and digestive system healthy.</p>	<p>Begin to learn the inverse facts of multiplication to solve division. How quickly can you solve division facts up to 144/12</p>
<p>For Spanish learn to say hello, what your name is and how to ask others the same.</p>			<p>Investigate Digestive systems for different types of animal. Are they the same or different?</p>